



Building name

d_II MATSUYAMA

Location

Ehime Prefecture

Completion


2025

Total units

Elevator 4

“d_II MATSUYAMA” is a nine (9) -story office building situated in a location with a close view of Matsuyama Castle. Located in an area where the lush greenery of Shiroyama Park harmonizes with urban amenities, it offers an office environment that combines high visibility with convenience.

We have installed four (4) Fujitec elevators here. They feature a design centered on stainless steel that blends seamlessly with the office space and create a calm, high-quality atmosphere, while supporting comfortable and smooth movement for users.



Owner	Daiwa House Industry Co., Ltd.
Architect	Sigma Architectural Office Co., Ltd.
Contractor	Taishin Construction Co., Ltd.; Chudenko Corporation; Kitagawa Iron Works Co., Ltd.



Building name

d_II MATSUYAMA

Location






Ehime Prefecture

Completion

2025

Total units

Elevator 4





Building name	Location	Completion	Total units
d_II MATSUYAMA	Ehime Prefecture	2025	Elevator 4

Specifications
Elevator

Model	Use	Capacity (kg)	Capacity (person)	Speed (m/min)	Stop number of floors (floor)	unit
Order XIOR	Passenger	1150	17	105		1
XIOR	Passenger	900	13	105		3