



Building name

OIMACHI TRACKS

Location

Tokyo


Completion

2026

Total units

Elevator 46
Escalator 32

Oimachi Tracks, a large-scale complex located in front of Oimachi Station, is a new urban hub integrating offices, residences, a movie theater, a book lounge, restaurants, a sauna, and a hotel. Furthermore, it features locally rooted eateries, creating convenience and vibrancy unique to a station-front location. Fujitec supplied a total of seventy-six (76) units here: forty-six (46) elevators and thirty-two (32) escalators. The office tower elevators are equipped with the "EZSHUTTLE" destination registration system, which reduces congestion and enables efficient operation, supporting smooth vertical movement. The escalators are strategically placed to align with the flow of movement in both the office and commercial areas, creating a comfortable transportation environment that considers passenger flow. The elevators in the commercial building feature colored stainless steel, creating a design that harmonizes with the facility's spatial design. Furthermore, an observation elevator is positioned on the station plaza side, creating a three-dimensional transportation space that connects with the city.



Owner	East Japan Railway Company
Architect	JR-East Design Corporation
Contractor	Takenaka Corporation



Building name

OIMACHI TRACKS

Location









Tokyo

Completion

2026

Total units

Elevator 46
Escalator 32





Building name

OIMACHI TRACKS

Location

Tokyo

Completion

2026

Total units

Elevator 46
Escalator 32

Specifications Elevator

Model	Use	Capacity (kg)	Capacity (person)	Speed (m/min)	Stop number of floors (floor)	unit
PM-GL	Passenger	2450	37	300		8
PM-GL	Passenger	2450	37	180		8
PM-GL	Passenger	750	11	150		1
PM-GL	Passenger	2450	37	120		8
PM-GL	Service	3000	27	150		1
PM-GL	Service	1150	17	150		2
Order XIOR	Passenger	1200	18	60		1
Order XIOR	Passenger	1000	15	60		1
Order XIOR	Service	1500	20	105		2
Order XIOR	Service	1150	17	60		1
XIOR	Passenger	1000	15	90		2
XIOR	Passenger	900	13	90		1
XIOR	Passenger	750	11	90		2
XIOR	Passenger	1000	15	60		3
XIOR	Passenger	900	13	60		1

Model	Use	Capacity (kg)	Capacity (person)	Speed (m/min)	Stop number of floors (floor)	unit
XIOR	Passenger	750	11	60		2
XIOR	Passenger	900	13	45		1
XIOR	Service	1000	15	45		1



Building name

OIMACHI TRACKS

Location

Tokyo

Completion

2026

Total units

Elevator 46
Escalator 32

Escalator

Model	Type	Step width (mm)	Rise (mm)	Incline (degree)	unit
GS-NX	S	600	6000	35	2
GS-NX	S	600	5500	35	2
GS-NX	S	1000	5000	30	6
GS-NX	F	1000	5000	30	2
GS-NX	S	600	5000	30	4
GS-NX	F	600	5000	30	4
GS-NX	S	1000	4500	30	2
GS-NX	F	1000	4500	30	2
GS-NX	S	600	4500	35	2
GS-NX	S	600	4500	30	2
GS-NX	F	1000	3250	35	2
GS-NX	F	1000	3120	35	2