



Building name

QUARTZ SHINSAIBASHI

Location

Osaka Prefecture

Completion

2026

Total units

Elevator 8  
Escalator 14

“QUARTZ SHINSAIBASHI,” a new landmark directly connected to Osaka’s Shinsaibashi Station, is a large-scale mixed-use complex comprising twenty-eight (28) above-ground floors and two (2) underground floors, standing approximately one hundred thirty-two (132) meters tall.


The building integrates a diverse range of urban functions, featuring retail spaces from Basement two (2) through Level six (6), offices on floors eight (8) to fourteen (14), and a hotel spanning floors sixteen (16) through twenty-eight (28).

Located at the heart of the Shinsaibashi area, where Midosuji and Nagahori-dori intersect, it is a new urban hub that fosters vibrancy and interaction by combining luxurious spaces with a high level of convenience.

Fujitec has supplied eight (8) elevators and fourteen (14) escalators for this project.

In the commercial area filled with luxury stores, a black-based elevator design and its full-surface illuminated ceiling create a sophisticated atmosphere.

The escalators positioned in the center incorporate LED skirt guard lighting, which brightly illuminates the foot area, achieving a balance between safety and design.



Owner	Hulic Co., Ltd. Shinsaibashi Development TMK (Tokutei Mokuteki Kaisha) Takenaka Corporation JR West Real Estate Development Company, Ltd.
Basic Design	Nikken Sekkei Ltd. / Takenaka Corporation Joint Venture
Detailed Design	Takenaka Corporation
Construction	Takenaka Corporation



Building name

QUARTZ SHINSAIBASHI

Location








Osaka Prefecture

Completion

2026

Total units

Elevator 8  
Escalator 14





Building name	Location	Completion	Total units
QUARTZ SHINSAIBASHI	Osaka Prefecture	2026	Elevator 8 Escalator 14

### Specifications Elevator

Model	Use	Capacity (kg)	Capacity (person)	Speed (m/min)	Stop number of floors (floor)	unit
Order XIOR	Passenger	1350	20	105		3
Order XIOR	Passenger	1000	15	105		3
Order XIOR	Service	1350	20	105		1
Order XIOR	Service	1450	22	90		1

### Escalator

Model	Type	Step width (mm)	Rise (mm)	Incline (degree)	unit
GS-NX	S	1000	5200	30	4
GS-NX	S	1000	5000	30	2
GS-NX	S	1000	4800	30	4
GS-NX	S	1000	3950	30	4