



Building name

Tohoku Gakuin University's Itsutsubashi Campus

Location

Sendai,Miyagi

Completion

2023

Total units

Elevator 2
Escalator 12

Tohoku Gakuin University's Itsutsubashi Campus is an urban campus located in central Sendai, directly connected to Itsutsubashi Station on the Sendai Subway Namboku (south-north) Line. It stands as a new symbol of Sendai, the city of academia.

Featuring the sixteen (16) - story Schneider Memorial Hall, along with lecture buildings, research facilities, and the Oshikawa Memorial Hall, this Campus was born in 2023 as a new educational and research hub for Tohoku Gakuin, which celebrates the 140th anniversary of its founding.

Fujitec supplied two (2) elevators and twelve (12) escalators for the lecture buildings on this Campus. The elevators feature stainless steel interiors throughout, creating a refined impression.

Notably, observation windows are installed for travelling to the third floor and above, offering users an open and pleasant space where they can enjoy views of the Campus while moving.

Part of the building features a double-height atrium. The design, where escalators visually cross between floors, adds accents and a sense of spaciousness to the entire area. It supports the smooth and comfortable movement of students and faculty between floors every day.



Owner	Tohoku Gakuin of Private Education Institutions
Architect	AXS SATOW INC.
Contractor	Takenaka Corporation, The Zenitaka Corporation, Hashimoto Company, Ltd., Senkenkogyo Specific Construction Work Joint Venture



Building name

Tohoku Gakuin University's Itsutsubashi Campus

Location






Sendai,Miyagi

Completion

2023

Total units

Elevator 2
Escalator 12





Building name

Tohoku Gakuin University's Itsutsubashi Campus

Location

Sendai,Miyagi

Completion

2023

Total units

Elevator 2
Escalator 12

Specifications
Elevator

Model	Use	Capacity (kg)	Capacity (person)	Speed (m/min)	Stop number of floors (floor)	unit
XIOR	passenger	1150	17	90	8	1
XIOR	passenger	1150	17	90	7	1

Escalator

Model	Type	Step width (mm)	Rise (mm)	Incline (degree)	unit
GS-NX	S	1000	5200	35	2
GS-NX	S	1000	4200	35	10