



Building name

Urecious Komatsu

Location

Komatsu City, Ishikawa Prefecture

Completion

2025

Total units

Elevator 5  
Escalator 2

Urecious Komatsu, located in front of JR Komatsu Station, is a multi-facility building that integrates various functional entities, such as a hall, offices, a university campus, and a hotel.

Designed by reflecting the motif of the Kitamae Bune (Kitamae ship) and using locally procured wood and stone, the exterior appearance of this multi-facility building is well known as a new-generation landmark that highlights the uniqueness of Komatsu City.

Fujitec installed five (5) elevators and two (2) escalators in this newly established hub connecting the past and the future. The hall button units at the elevator landing floors are slightly recessed from the wall surface. This recess creates a shade-and-shadow design that realizes fragile beauty.

Meanwhile, the elevator interior features a stainless-steel base design. The floor is made of stone. These interior materials harmonize well with the stone texture used on the surrounding walls, creating a high-quality, unified design.

The escalators' exterior panels have a specially finished texture, making us imagine a Komatsu-made stone feature applied to many interior parts in the surrounding area. In addition to the said elevators, the escalators also help strengthen the feeling of interior unity and create a sophisticated space.



Owner	Hokuden Sangyo Komatsu Building Joint Company
Architect	NIKKEN SEKKEI LTD
Contractor	Kumagai Gumi Co., Ltd.





Building name

Urecious Komatsu

Location





Komatsu City, Ishikawa Prefecture

Completion

2025

Total units

Elevator 5  
Escalator 2





Building name	Location	Completion	Total units
Urecious Komatsu	Komatsu City, Ishikawa Prefecture	2025	Elevator 5 Escalator 2

Specifications  
Elevator

Model	Use	Capacity (kg)	Capacity (person)	Speed (m/min)	Stop number of floors (floor)	unit
XIOR	passenger	1350	20	105	10	3
XIOR	passenger	1000	15	105	8	1
XIOR	service	1150	17	105	11	1

Escalator

Model	Type	Step width (mm)	Rise (mm)	Incline (degree)	unit
GS-NX	S	600	4500	35	2