



Building name

Skyline Tower

Location

New York, U.S.A.

Completion


2021

Total units

Elevator 11


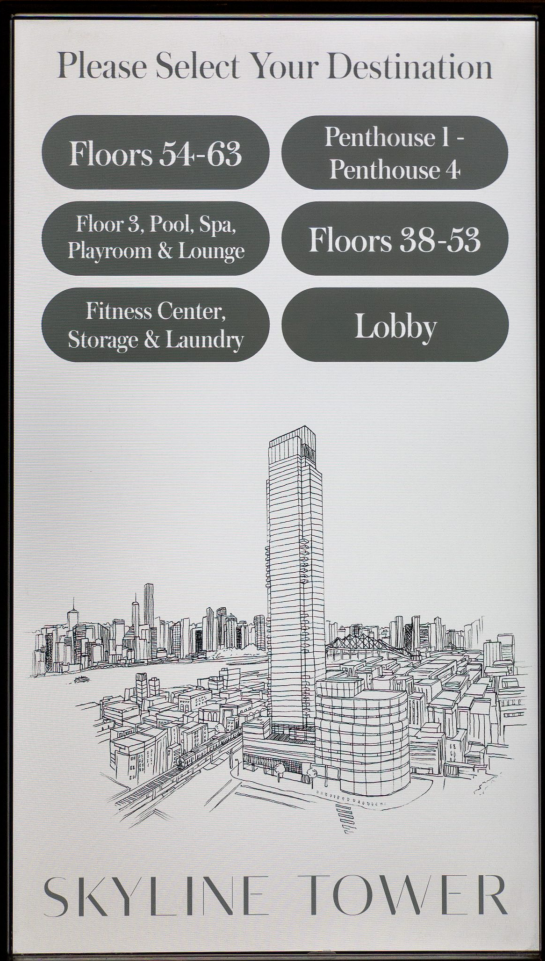
Skyline Tower is a tallest residential skyscraper building in the Long Island City of New York State. This tower is a gleaming glass tower with 67 floors and provides residents with a 360-degree panoramic view of New York City.

Fujitec installed eleven (11) elevators in this building. The gorgeous design created by the combination of mirror and bronze-finish stainless steel is reflected on the elevators. The operating boards of touch-panel type help passengers move smoothly in the futuristic space in the building.



Owner	City View Tower LLC
Architect	(Architect) Hill West, (Consultant) Desimone Consulting Engineers
Contractor	New Line Structures

Building name	Location	Completion	Total units
Skyline Tower	New York, U.S.A.	2021	Elevator 11





Building name

Skyline Tower

Location

New York, U.S.A.

Completion

2021

Total units

Elevator 11

Specifications  
Elevator

Model	Use	Capacity (kg)	Capacity (person)	Speed (m/min)	Stop number of floors (floor)	unit
PMGL	Passenger	1134	15	366	35	3
PMGL	Service	1814	24	366	67	1
PMGL	Passenger	1134	15	427	33	3
Hydraulic	Passenger	1588	21	38	2	1
Hydraulic	Service	3629	-	29	2	2
Hydraulic	Service	2268	-	30	1	1