


Building name	Location	Completion	Total units
Tokyu Plaza Ginza	Ginza, Tokyo	2016	Elevator 11 Escalator 44

The Tokyu Plaza Ginza is located in Tokyo's major shopping and entertainment district. It has a striking exterior that was inspired by traditional Japanese Edo Kiriko cut glass. It has two basement levels and 11 floors above ground, with a total of 125 shops on 13 floors. It is a place that is visited not only by Japanese shoppers but also by many foreign tourists.



Owner	Tokyu Land Corporation
Architect	Nikken Sekkei Ltd
Contractor	Shimizu Corporation

Building name

Tokyu Plaza Ginza

Location









Ginza, Tokyo

Completion

2016

Total units

Elevator 11
Escalator 44





Building name

Tokyu Plaza Ginza

Location

Ginza, Tokyo

Completion

2016

Total units

Elevator 11

Escalator 44

Specifications

Elevator

Model	Use	Capacity (kg)	Capacity (person)	Speed (m/min)	Stop number of floors (floor)	unit
Order XIOR	Service	1450	22	60	2	1
AC-GL	Service	1600	24	150	17	2
AC-GL	Passenger	1600	24	120	8	2
AC-GL	Passenger	1600	24	120	9	1
AC-GL	Service	1600	24	150	16	2
AC-GL	Passenger	1600	24	120	14	1
AC-GL	Passenger	1600	24	120	15	1
AC-GL	Passenger	1600	24	120	13	1

Escalator

Model	Type	Step width (mm)	Rise (mm)	Incline (degree)	unit
GS-NX	S	1000	10545	30	2
Slim Fit	S	1000	5500	30	2
Slim Fit	S	1000	5000	30	2
Slim Fit	S	1000	4800	30	4
Slim Fit	S	1000	4700	30	6
Slim Fit	S	1000	4500	30	2
Slim Fit	S	800	6000	35	2
Slim Fit	F	1000	5500	30	4
Slim Fit	F	1000	5000	30	4
Slim Fit	F	1000	4800	30	4
Slim Fit	F	800	4700	30	6
Slim Fit	F	1000	4550	30	2
Slim Fit	F	1000	4500	30	4