



Building name

Tokyo Midtown Yaesu Yaesu Central Tower

Location

Tokyo Metropolis

Completion

2022

Total units

Elevator 12
Escalator 22

"Tokyo Midtown Yaesu Yaesu Central Tower" is located on the eastern side of Tokyo Station, at the gateway of Japan. This building is mixed-use facilities redevelopment projects with forty-five (45) floors above ground and four (4) basement floors, bus terminal, offices, commercial facilities, and a school. The objective of this facility is "To create a neighborhood where people, information, goods, and experiences gather from all over Japan and the world, interact and produce new value, which is communicated around the world"* (*Mitsui Fudosan Co.,Ltd 2022)






In this project twelve (12) elevators and twenty-two (22) escalators were delivered by Fujitec. It is designed so that users of the facility can move comfortably and safely, such as by adopting the touchless elevator button "Air Tap".



Owner	Mitsui Fudosan Co., Ltd.
Architect	NIHON SEKKEI, INC. Master Architect: Pickard Chilton
Contractor	Takenaka Corporation



Building name	Location	Completion	Total units	
Tokyo Midtown Yaesu Yaesu Central Tower	Tokyo Metropolis	2022	Elevator	12
			Escalator	22





Building name	Location	Completion	Total units	
Tokyo Midtown Yaesu Yaesu Central Tower	Tokyo Metropolis	2022	Elevator	12
			Escalator	22

Specifications
Elevator

Model	Use	Capacity (kg)	Capacity (person)	Speed (m/min)	Stop number of floors (floor)	unit
Order XIOR	passenger	1800	27	105	8	2
Order XIOR	passenger	1600	24	105	6	2
Order XIOR	passenger	1350	20	105	4	1
Order XIOR	passenger	1150	17	105	5	2
Order XIOR	service	1600	24	90	7	2
XIOR	passenger	900	13	60	2	1
XIOR	service	1000	15	105	3	1
XIOR	servive	600	9	105	4	1

Escalator

Model	Type	Step width (mm)	Rise (mm)	Incline (degree)	unit
GS-NX	S	1000	7200	30	2
GS-NX	S	1000	7000	30	13
GS-NX	S	600	6000	30	2
GS-NX	S	1000	5900	30	5