


Muromachi Furukawa Mitsui Building (The COREDO Muromachi 2 complex) has 22 floors above ground and four underground levels located in Nihonbashi, Tokyo, an area now being redeveloped on a major scale. The building houses rented accommodation at the top, offices on higher floors, as well as commercial facilities and a cinema complex, a first in Nihonbashi, on lower floors. Slim Fit escalators featuring the industry's smallest truss width are in the commercial facilities. The Slim Fit model saves escalator footprint while ensuring as wide a step as traditional models.



Owner	Mitsui Fudosan Co., Ltd./Furukawa Co., Ltd./Ninben Co., Ltd./Nichibutsu Corporation/Hosoi Chemical Industry Co., Ltd.
Architect	Nihon Sekkei, Inc./Shimizu Corporation
Contractor	Shimizu Corporation

Building name

Muromachi Furukawa Mitsui Building

Location





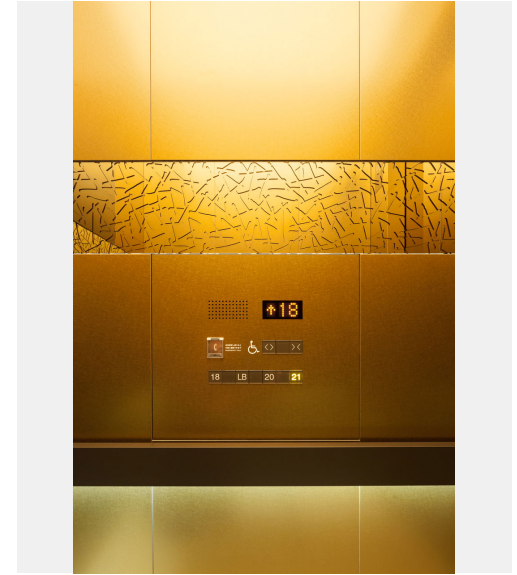



Nihonbashi, Tokyo

Completion

2014

Total units

Elevator 9
Escalator 11





Building name

Muromachi Furukawa Mitsui Building

Location

Nihonbashi, Tokyo

Completion

2014

Total units

Elevator 9
Escalator 11

Specifications

Elevator

Model	Use	Capacity (kg)	Capacity (person)	Speed (m/min)	Stop number of floors (floor)	unit
Order XIOR	Passenger	1000	15	60	3	1
Order XIOR	Passenger	1500	23	60	5	1
Order XIOR	Passenger	2000	30	105	9	1
Order XIOR	Passenger	1000	15	60	4	1
Order XIOR	Passenger	1000	15	60	2	1
XIOR	Passenger	1000	15	60	4	1
XIOR	Passenger	1000	15	60	2	1
XIOR	Passenger	900	13	60	2	1
XIOR	Passenger	450	6	45	2	1

Escalator

Model	Type	Step width (mm)	Rise (mm)	Incline (degree)	unit
Slimfit	S	1000	5650	30	2
Slimfit	S	1000	6000	35	2
Slimfit	S	1000	5600	35	2
Slimfit	F	1000	5420	30	1
Slimfit	S	1000	4800	30	2
Slimfit	S	1000	5200	30	2